




Illustrating Animals

Have you ever wondered why guide books on plants and animals are usually illustrated with drawings rather than photos? The answer is simple. Pictures like the ones below are easier to see and can illustrate all of the points about the species that the writer wants to stand out. Animals in the wild are rarely cooperative enough to supply us with the perfect view!



Have a go at drawing some of the examples below, trying to keep them as realistic as possible – cartoons won't do for a guide book. You could use the grid method, if you wanted to. (See drawing with Bertie Badger.)

Then have a look at some photos of animals and plants, and try to draw illustrations from them. Why not have a go at some of the badger photos on the last pages?





Look carefully at the detail in each drawing.







©Durham County Badger Group 2012